

# *der Hudelist*<sup>®</sup>

## Handschuhmanufaktur


*since 1976*



We craft for you:

- ◇ Orthopedic gloves made to measure
- ◇ Work Gloves
- ◇ prosthetic gloves
- ◇ Children's gloves
- ◇ Fine gloves
- ◇ Golf gloves
- ◇ Gloves from your design proposals





Dear Sir or Madam,

Thank you for your interest in our Orthopedic Gloves.

May we introduce ourselves :-)

### **Moving Forward with Excellence - Since 1959**

Our family business began in 1959 with a commitment to crafting prostheses for war veterans. For over six decades, we have remained a family-owned company, dedicated to artisanal expertise and improving lives by restoring movement.

In 1976, we expanded into a new field: producing bespoke gloves for individuals with finger or partial hand loss. Today, our glove atelier serves clients across Europe, delivering precision craftsmanship and unmatched quality.

We specialize in tailor-made gloves, including custom designs, gloves for special occasions, orthopedic gloves, work gloves, finger gloves, and mittens. While each creation is unique, all are distinguished by the superior quality of premium materials and a flawless fit. Combining traditional craftsmanship with innovation and the latest technology, we ensure every pair meets the highest standards.

Since 2023, we have been certified under EN ISO 9001:2015, underscoring our commitment to quality across all operations.

### **Traditional Craftsmanship with Natural Materials**

Our gloves are made using natural materials such as leather, silk linings, wool linings, and lambskin, maintaining the legacy and values of our family tradition.

### **How to Order**

To craft your gloves, we require accurate outline drawings of your hands. These measurements serve as the foundation for your custom leather gloves. Additionally, please include photographs of your hands. For more complex cases, a plaster mold may be necessary. You can find detailed instructions for measuring on page 12 of our guide.

Our current price lists, available in both German and English on our website, provide a basis for your calculations. A detailed cost estimate will be provided for every order before production begins. For first-time orders, we create a bespoke pattern for a one-time fee, ensuring efficiency for any future orders using the same template.

### **Downloads**

Visit our website at [www.hudelist.at](http://www.hudelist.at) to access all relevant information and downloads.

### **Delivery & Business Information**

Delivery times are approximately 4-6 weeks, subject to material availability. To process your order, please provide your VAT identification number.


Experience unparalleled quality and craftsmanship with gloves tailored to perfection.



We love our glove factory

... the smell of leather...





## Our portfolio, material, colours, gallery, ...

|  |         |
|--|---------|
| Artificial limb gloves                   | Page 5  |
| Orthopedic gloves                        | Page 6  |
| Stump protectors for hands               | Page 7  |
| Stump protectors for upper arms/forearms | Page 8  |
| Bag gloves                               | Page 9  |
| Choice of material                       | Page 10 |
| Colour chart standard nappa              | Page 11 |
| Taking measurements                      | Page 12 |
| Works from our manufactory               | Page 13 |
| Cleaning                                 | Page 17 |
| Terms of delivery and payment            | Page 18 |
| Guarantee                                | Page 18 |
| EN ISO 9001:2015                         | Page 19 |
| Contact                                  | Page 20 |




## Artificial limb gloves

- A-1 1 artificial limb glove for **passive hands**  
Model: nappa leather, unlined with topstitching,  
type of fastener of your choice
- A-2 1 artificial limb glove for **active hands**  
Model: nappa leather, unlined with topstitching,  
type of fastener of your choice
- A-3 1 artificial limb glove for **passive hands**  
Model: suede, unlined with topstitching
- A-4 1 artificial glove for **active hands**  
Model: suede, unlined with topstitching
- A-5 1 **artificial glove**, unlined  
1 **leather glove**, wool-lined  
Model: nappa leather, with topstitching
- A-6 1 **artificial limb glove**, unlined  
1 **leather glove**, fur-lined  
Model: nappa leather, with topstitching

Type of fastener of your choice:

1. Zip at the inner side of the thumb
2. Zip in the palm
3. Press studs





## Orthopedic gloves and stump protectors

- B-1 1 **mitten**  
wool-lining  
Model: nappa leather, as pull-on
  
  - B-2 1 **mitten**  
fur-lining  
Model: nappa leather, as pull-on
  
  - C 1 **leather glove**, standard  
wool-lining  
Model: nappa leather, as pull-on
  
  - D 1 **leather glove**, standard  
fur-lining  
Model: nappa leather, as pull-on
  
  - C-1 1 **orthopedic glove** made to measure  
wool-lining  
Model: nappa leather, as pull-on
  
  - D-1 1 **orthopedic glove** made to measure  
fur-lining  
Model: nappa leather, as pull-on
- 



C-2 1 hand stump protector made to measure  
wool-lining  
Model: nappa leather, as pull-on



D-2 1 hand stump protector made to measure  
fur-lining  
Model: nappa leather, as pull-on

---

C-3 1 hand stump protector made to measure  
wool-lining  
Model: nappa leather, as pull-on



D-3 1 hand stump protector made to measure  
fur-lining  
Model: nappa leather, as pull-on

---

C-4 1 hand stump protector made to measure  
wool-lining  
Model: nappa leather

D-4 1 hand stump protector made to measure  
fur-lining  
Model: nappa leather




---

C-5 1 hand stump protector made to measure for major deformity  
wool-lining  
Model: nappa leather, as pull-on, fastener of your choice  
This item is designed for major hand deformities and includes of a sewing  
pattern and a sample glove.  
Invoicing subject to cost estimate.

D-5 1 hand stump protector made to measure for major deformity  
fur-lining  
Model: nappa leather, as pull-on, fastener of your choice  
This item is designed for major hand deformities and includes a sample  
glove.  
Invoicing subject to cost estimate.

The final classification and pricing will be determined upon receipt of the hand  
outline or plaster mold, with consideration given to the complexity of the hand's  
structure.





## Upper Extremities: Upper arm / forearm

C-6 1 stump warmer for upper arm or forearm stump  
wool-lining  
Model: nappa leather, fastener of your choice

D-6 1 stump warmer for upper arm or forearm stump  
fur-lining  
Model: nappa leather, fastener of your choice



---

C-7 1 stump warmer "Krukenberg"  
wool-lining  
Model: nappa leather, fastener of your choice .

D-7 1 stump warmer "Krukenberg"  
fur-lining  
Model: nappa leather, fastener of your choice





## Bag glove

### G-2 1 “bag glove”

Interior lining of your choice

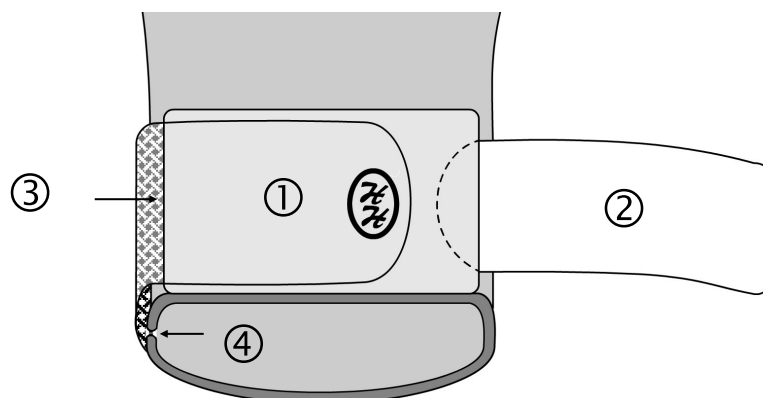
Indication: e.g. neurodermatitis, infantile cerebral palsy, etc.


Model: bag-shaped, thumbless mitten with side zip and locking Velcro fastener at wrist which cannot be undone by the patient. Plastic strip for opening and closing the locking Velcro fastener.



To open: insert plastic strip (2) into the protective leather sheath (1) to separate the two sides of the Velcro. Pull out leather tongue (3). Undo zip (4).

To close: do up zip (4). Insert plastic strip (2) into the protective leather sheath (1). Slide the leather tongue (3) into the protective leather sheath (1) over the plastic strip (2). Remove plastic strip (2). The glove is securely fastened.





## Tips for choosing the right materials

### Outer leather:

|                   |  |
|-------------------|--|
| standard nappa    | dress gloves   |
| impregnated nappa | robust work gloves, especially for working out-of-doors (moisture-resistant) |
| buckskin          | work gloves for dry work   |
| deerskin          | dress gloves, artificial limb gloves   |

### Lining:

|                 |  |
|-----------------|--|
| silk            | dress gloves, sensitive hands, little protection against cold  |
| wool            | dress gloves, thin work gloves   |
| lambskin, thin  | dress gloves, slightly thicker work gloves, stump protectors, good protection against cold                                 |
| lambskin, thick | dress gloves, heavy-duty work gloves, excellent protection against cold  |
| deerskin        | for post-operative use when stumps are still very painful and sensitive. Deerskin lining is exceptionally kind to the skin |

### Fasteners :


|                 |  |
|-----------------|--|
| Pull-on         | glove with no fastener, standard model   |
| Wedge and bar   | comfortable to pull on the glove, good grip  |
| Press studs     | artificial limb gloves   |
| Elasticated     | mittens, stump protectors on the hand and forearm, Krukenberg, etc.  |
| Velcro fastener | closure on back of hand, highly suitable for work gloves (protective gloves for fitters etc.), consists of elasticated draws with Velcro fastener  |
| Zip             | “active” artificial limb gloves, for particularly complex hand injuries where pulling a glove on is difficult, such as for spasticity, extreme claw-shaped deformation, transplants, hooked thumbs and for highly pain-sensitive hands |

## Colour chart standard nappa

Black




Brown



Camel




Grey



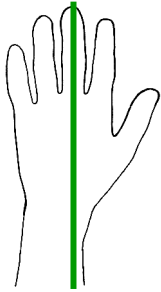
Extra strong and impregnated leather for work gloves is available in black and brown.

Special colors available upon request for an additional charge.





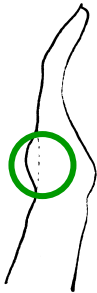
## Taking measurements correctly = optimal fit



1. If possible, always measure both hands
2. Please sketch both hands (provides us with the original shape of the disabled hand)
3. If possible, always sketch the hand straight with the middle finger forming a straight line with the forearm
4. Do not spread the fingers too widely apart



1. If the finger(s) are **severely bent**,
2. please roll up a thin piece of cardboard,
3. place it in the palm,
4. draw the outline on it and
5. measure the finger length.



1. If there is a **protrusion** on the back of the hand,
2. please position the hand upright on its side,
3. draw around the hand on its side and
4. measure the protrusion and plot its location.
5. Please still draw the outline of the hand laid flat on the paper.

For major deformities, please attach pictures.


1. If possible, fabrication of a plaster model in neutral position.
2. Outline drawing

TIP: Gloves that already fit are highly suitable as patterns, please enclose them.




Creations from our glove manufactory









## Lap seam





## Tips for the cleaning of gloves

### Stained leather

Wipe off stained smooth-leather gloves with a soaped, moist cloth; later wipe it dry.

### Protect from sun

In order for your leather gloves not to become spotted, do not leave them lying in the sun for a longer period of time.

### Hair shampoo for leather gloves

Stained, brightly-coloured unlined leather gloves may be pulled on and washed in lukewarm soap water, as if washing one's hands. Afterwards, rinse and add a little glycerin to the leftover water for regreasing. Take off the gloves, blow air into the gloves' fingers and hang them up for drying.

### Hanging up wet leather

If your gloves have gotten wet, they should be hung up for drying (not at the oven or in front of the radiator). Suede should be brushed accordingly. If the leather has become stiff from moisture, knead it until it is soft again.

### Lanolin for smooth leather

Smooth leather gloves stay smooth and do not suffer cracks when lanolin or castor oil is rubbed in and let permeate for some time. Then, polish with a soft cloth.

### No chemical substances for suede


Chemical stain removers are not recommended for suede. Ugly marks might appear around the stains and the colour might bleed. Greasy stains might best be removed with a suede cleaning cloth.

### Specking stains

Specking stains on suede may be napped with a fine wire or creping brush.

We recommend our leather care products made from organic-certified plant extracts, pharmaceutical-grade raw materials, and organic-certified waxes, crafted in an Austrian manufactory. These products are also dermatologically certified.





## Terms of delivery and payment

- ◇ The goods remain the property of Hudelist GmbH until payment is received in full.
- ◇ Postage and packaging costs are borne by the buyer.
- ◇ Payment is due promptly after the receipt of the goods.
- ◇ Surcharge for impregnated nappa leather (water-repellent and especially for work gloves): 10%.
- ◇ Surcharge for doubly reinforced palm, lashed (especially for work gloves): 10%.
- ◇ Surcharge for suede models: 15%.
- ◇ Surcharge for silk lining: 10%.
- ◇ Surcharge for press studs, golf fasteners, bar fasteners, zip, wedges, Velcro fastenings (if not part of that model) is calculated as per current price list.
- ◇ Models, drawings and sewing patterns are archived for future supplies.

## Warranty

We guarantee,

- ◇ that the leathers comply with the German PCP-regulation from 12/12/1998 (max. 5ppm-mg/kg).
- ◇ that the leathers do not contain any forbidden AZO dyes (in accordance with the Consumer Goods Ordinance)
- ◇ that the leathers do not contain allergenic emulsion particles
- ◇ that the leathers do not contain chromium VI or free chromium III above the legally permitted concentration.



# ZERTIFIKAT

**TÜV**  
AUSTRIA

für das **Managementsystem nach**  
**EN ISO 9001:2015**

Der Nachweis der regelwerkskonformen Anwendung wurde erbracht  
und wird gemäß TÜV AUSTRIA-Verfahren bescheinigt für



der **Hudelist**<sup>®</sup>

**Hudelist GmbH**  
**Völkermarkterstrasse 75**  
**9020 Klagenfurt**  
**Österreich**

Geltungsbereich

**Sanitätshaus - Gesundheitswerkstatt**  
**Orthopädietechnik**  
**Sportlabor**  
**Sportwerkstatt für Lauf- und Bergsport**  
**Handschuhmanufaktur**

Zertifikat-Registrier-Nr. 20100223016201

Gültig bis 2026-06-12  
Erstzertifizierung: 2023-06-13

Zertifizierungsstelle  
der TÜV AUSTRIA GMBH

Wien, 2023-06-13

Diese Zertifizierung wurde gemäß TÜV AUSTRIA-Verfahren zur Auditierung und Zertifizierung  
durchgeführt und wird regelmäßig überwacht.


TÜV AUSTRIA GMBH Deutschstraße 10 A-1230 Wien [www.tuv.at](http://www.tuv.at)



Online Verification



[www.tuv.at/berichtscheck](http://www.tuv.at/berichtscheck)



# *der Hudelist*<sup>®</sup> Handschuhmanufaktur



Awarded with the city arms of the city of Klagenfurt

Your contact person, our master tailor  
Ms. Manuela Petzl

Monday to Friday, 9 AM to 1 PM

Hudelist GmbH  
Völkermarkter Straße 75  
A-9020 Klagenfurt am Wörthersee

Tel 0043 (0)463 38 11 00 27  
Fax 0043 (0)463 38 11 00 11  
E-Mail [handschuh@hudelist.at](mailto:handschuh@hudelist.at)  
Web [www.hudelist.at](http://www.hudelist.at)

VAT number ATU 659 553 17, commercial register FN 107360h